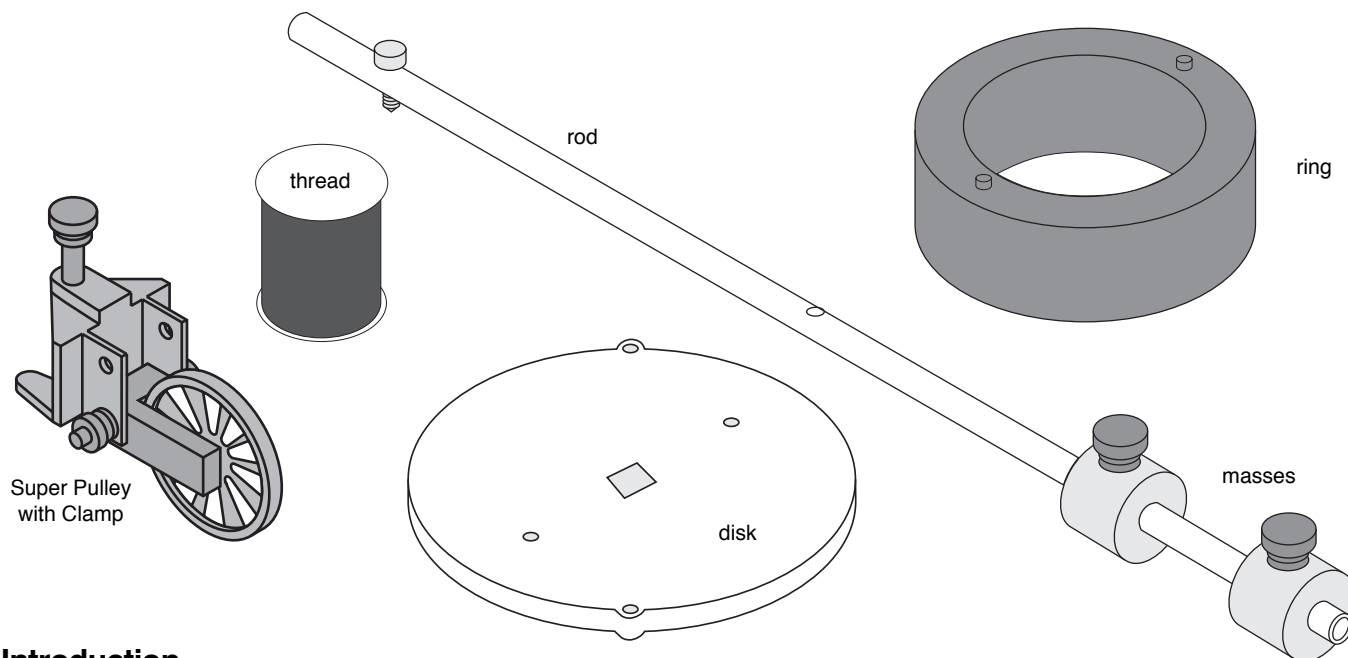


**Instruction Sheet
for the PASCO
Model CI-6691**

MINI-ROTATIONAL ACCESSORY



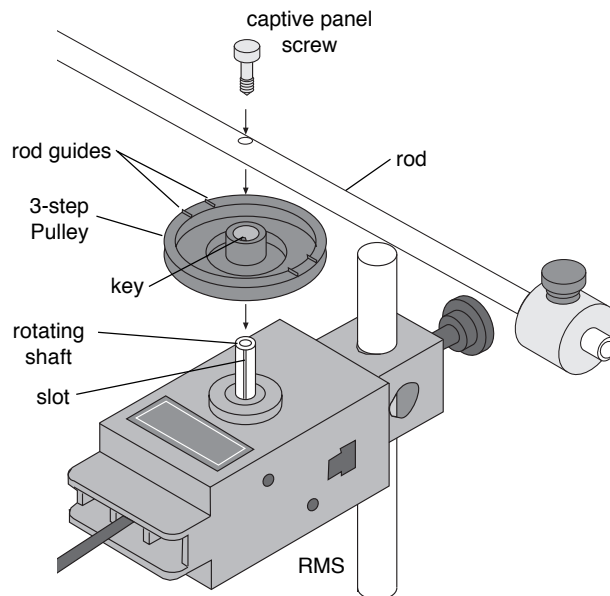
Introduction

The PASCO CI-6691 Mini-Rotational Accessory is designed for use with the PASCO CI-6538 Rotary Motion Sensor (RMS) or the PASCO CI-6625 Rotary Motion Sensor for ULI to perform rotational inertia, conservation of angular momentum, and pendulum experiments. Included are an aluminum disk, a steel ring, a long thin rod and two brass masses which can be attached at any point on the thin rod to act as point masses.

Please refer to the instruction manual supplied with the Rotary Motion Sensor for a detailed description of experiments using the Mini-Rotational Accessory.

Attaching the Rod

To attach the rod to the RMS, it is necessary to turn the 3-step Pulley so the rod guides on the underside of the pulley face up. The 3-step Pulley and the rotating shaft on the RMS are keyed to assemble only in one position. Assemble the apparatus as illustrated.



Attaching the Rod to the Rotary Motion Sensor

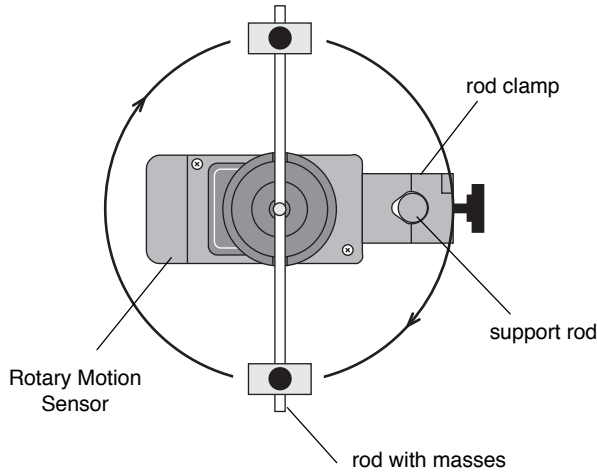
© 1996 PASCO scientific

This instruction sheet written by: Jon Hanks

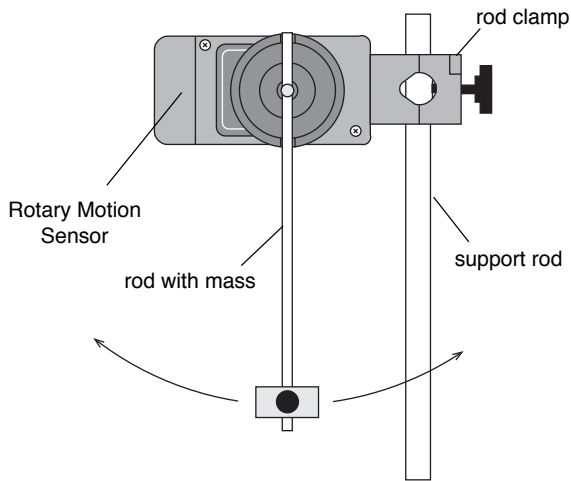
Using the Rod

The rod can be used for two purposes:

- The center of the rod can be attached to the shaft of the Rotary Motion Sensor and used with the point masses to find the rotational inertia of point masses.



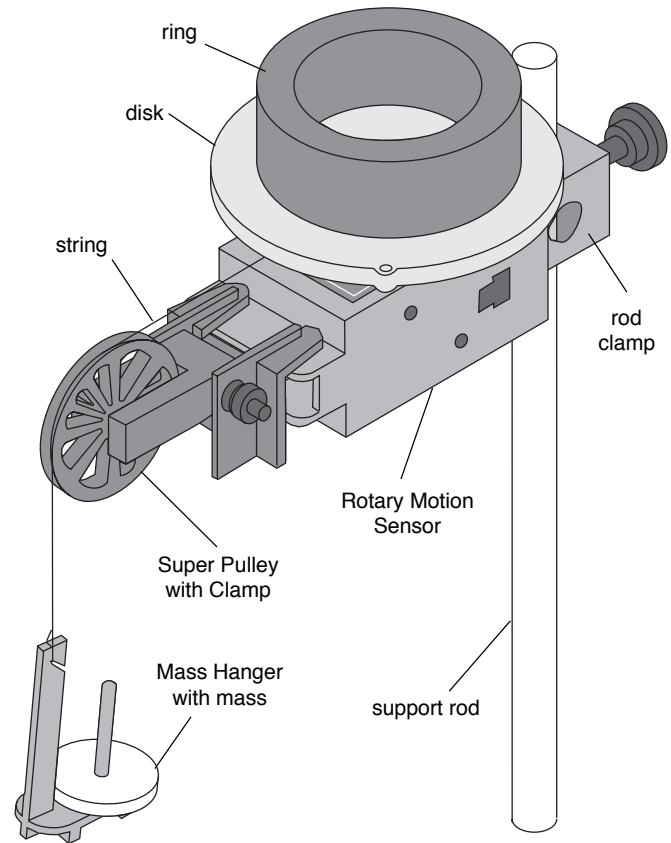
- The end of the rod can be attached to the Rotary Motion Sensor shaft to use it as a pendulum.



Using the Disk and Ring

For rotational inertia experiments, wrap a string attached to a mass around the 3-step Pulley included with the Rotary Motion Sensor. Hang the mass over the Super Pulley to accelerate the apparatus.

Perform a conservation of angular momentum experiment by dropping the ring onto the rotating disk.



Limited Warranty

PASCO scientific warrants this product to be free from defects in materials and workmanship for a period of one year from the date of shipment to the customer. PASCO will repair or replace, at its option, any part of the product which is deemed to be defective in material or workmanship. This warranty does not cover damage to the product caused by abuse or improper use. Determination of whether a product failure is the result of a manufacturing defect or improper use by the customer shall be made solely by PASCO scientific. Responsibility for the return of equipment for warranty repair belongs to the customer. Equipment must be properly packed to prevent damage and shipped postage or freight prepaid. (Damage caused by improper packing of the equipment for return shipment will not be covered by the warranty.) Shipping costs for returning the equipment, after repair, will be paid by PASCO scientific.

To Reach PASCO

For Technical Support call us at 1-800-772-8700 (toll-free within the U.S.) or (916) 786-3800.

email: techsupp@PASCO.com

Tech support fax: (916) 786-3292

Web: <http://www.pasco.com>