



# KERN TCB

version 1.2

## Operating Instruction Electronic Pocket Balance

zu beziehen bei

sold by



[www.conatex.com](http://www.conatex.com)




### 1. Technical Data

- Weighing range: 200 g
- readability d: 0.1 g
- operating conditions: 10 – 30 °C  
max. 85% air humidity (not condensing)
- power supply: batteries 2 x LR44

### 2. Operation

- Turn the cover-disk to position „AUF/OPEN “
- Press the ON/OFF key  ; the balance displays “8888” and switches to “0”.
- Place the weighing object in the middle of the weighing platform; the weight in grams is shown on the display.
- By pressing  the balance can be reset to “0”.
- After the weighing process is finished the cover-disk should be turned back to “ZU/CLOSE”.

### 4. Adjustment

- By pressing  for 3 seconds until “CAL” appears on the display.
- Let loose the ON/OFF-key; the display shows “100”.
- Place a 100 g adjusting weight (class M3) on the weighing platform.
- The display switches to “F” and the adjustment is complete.
- If other messages are on the display, the adjustment was faulty. Please repeat the adjustment process.

### 5. Important Notes

- Do not overload the balance (when overloaded, error message “E” appears)
- With the occurrence of electromagnetic fields deviations of the displayed weight value are possible. In case of deviations change location.
- Avoid high air humidity, vapours and dust, because the balance is not hermetically closed. Do not bring the balance in direct contact with liquids. Liquids could enter the load cell.
- No permanent load on the weighing platform.
- Never operate the balance in rooms where danger of explosion exists.
- Regularly check the balance with the test weight.
- **Warranty expires as soon as the balance is opened.**